

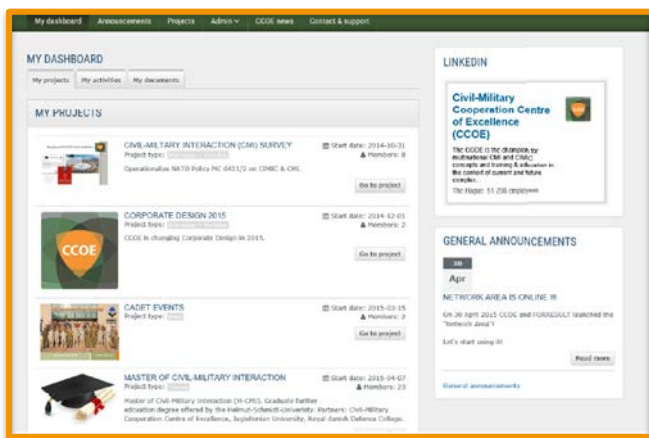
Civil-Military Cooperation Centre of Excellence

The Hague



Network Area

What is the Network Area?



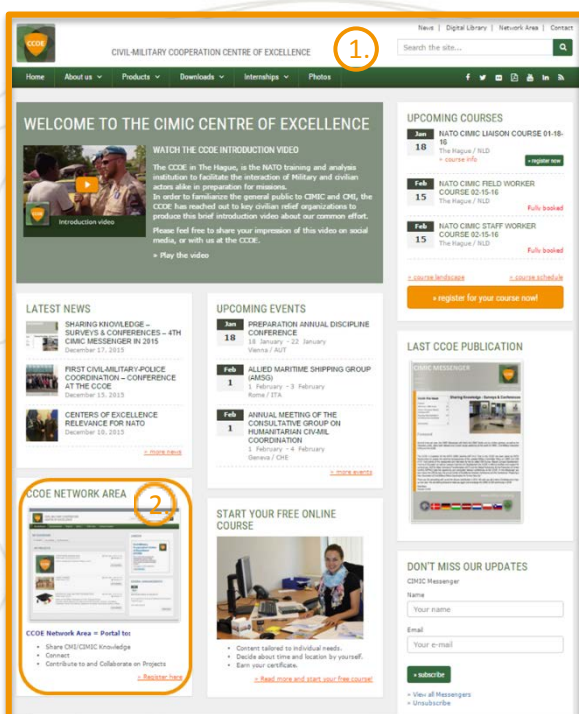
The CCOE Network Area is a cloud based application to:

- Share CIMIC & CMI Knowledge
- Connect
- Contribute to and Collaborate on Projects

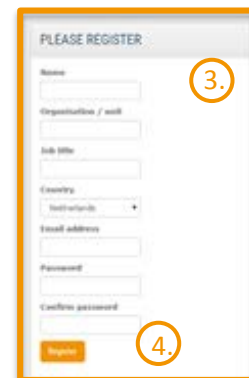
Your benefits are:

- Access to documents and presentations
- Clearly arranged contacts
- Simple communication with project members

How can you register to the Network Area?



1. Visit CCOE website – www.cimic-coe.org
2. Click on CCOE Network Area
3. Fill in the form
4. Press the “Register” button
5. Registration completed



Thanks for registering! – Your account will be active as soon as an admin has confirmed.



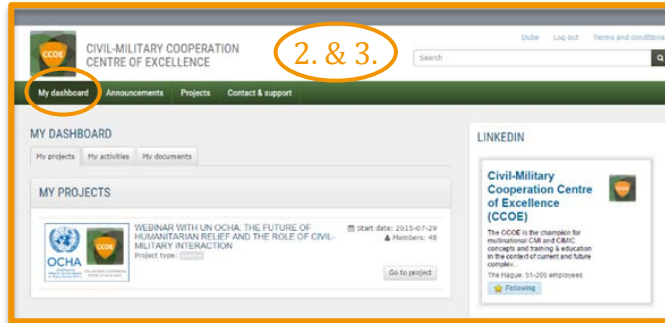
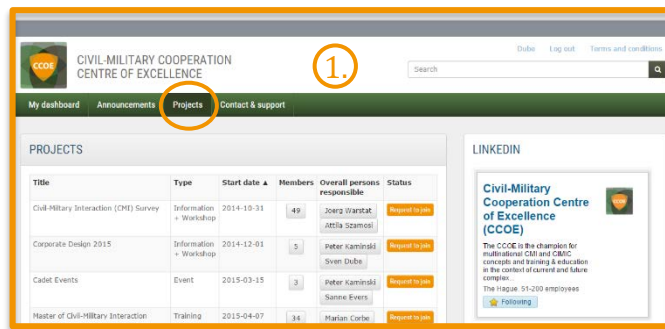
How can you join projects?

You request to join a project.

1. Click on "Projects" and "Request to join".
2. If your "request to join" is approved, you find the project at your "Dashboard".

You are invited to a project.

3. No further steps needed, you find your project at your "Dashboard".



My Dashboard

1. The "My Dashboard" section is especially designed for users of the Network Area who work on and cooperate within projects. The section is divided into three tabs:
 - My projects (listed all your projects)
 - My activities (listed all your activities you are assigned for)
 - My documents (your personnel cloud storage)

You need help?

1. You can use the "Contact & Support" tab in the main menu.
2. You can call us.

